

# Trial License Activation Guide

PowerBuilder® 2019 R3 & RapidSharp® 2019 R3  
FOR WINDOWS

DOCUMENT ID: DC48778-01-1900-01

LAST REVISED: April 08, 2021

Copyright © Appeon. All rights reserved.

This publication pertains to Appeon software and to any subsequent release until otherwise indicated in new editions or technical notes. Information in this document is subject to change without notice. The software described herein is furnished under a license agreement, and it may be used or copied only in accordance with the terms of that agreement.

Upgrades are provided only at regularly scheduled software release dates. No part of this publication may be reproduced, transmitted, or translated in any form or by any means, electronic, mechanical, manual, optical, or otherwise, without the prior written permission of Appeon Inc.

Appeon and other Appeon products and services mentioned herein as well as their respective logos are trademarks or registered trademarks of Appeon Inc.

SAP and other SAP products and services mentioned herein as well as their respective logos are trademarks or registered trademarks of SAP and SAP affiliate company.

Java and all Java-based marks are trademarks or registered trademarks of Oracle and/or its affiliates in the U.S. and other countries.

Unicode and the Unicode Logo are registered trademarks of Unicode, Inc.

All other company and product names mentioned may be trademarks of the respective companies with which they are associated.

Use, duplication, or disclosure by the government is subject to the restrictions set forth in subparagraph (c)(1)(ii) of DFARS 52.227-7013 for the DOD and as set forth in FAR 52.227-19(a)-(d) for civilian agencies.

Appeon Inc., 1/F, Shell Industrial Building, 12 Lee Chung Street, Chai Wan District, Hong Kong.

# Contents

1 Requesting a trial version .....	1
2 Activating with the trial license .....	3



# 1 Requesting a trial version

You can request the trial version of the Appeon product through the Appeon website. When you request a trial version successfully, Appeon will automatically turn your Appeon website account into a user account for logging into (and activating) the product, and assign the account with a trial license. One account can only be used to activate one PowerBuilder product bundle, one RapidSharp product bundle, and one InfoMaker only.

## Follow these steps to request a trial version:

1. Visit the following Appeon website to apply for a trial version.

- To apply for a trial version of the PowerBuilder product bundle: <https://www.appeon.com/freetrial?product=pb>

The trial version of **CloudPro Edition** is available for the PowerBuilder product bundle, which means you can evaluate the following products at one request: PowerBuilder IDE, PowerServer (PB Edition), and SnapDevelop (including .NET DataStore and PowerScript Migrator).

- To apply for a trial version of the RapidSharp product bundle: <https://www.appeon.com/freetrial?product=rs>

You can evaluate SnapDevelop (including .NET DataStore and PowerScript Migrator) in the RapidSharp product bundle.

- To apply for a trial version of the InfoMaker product: <https://www.appeon.com/freetrial?product=im>


2. Fill in the information as required and then click **Submit**.

When registration is successful, which means a trial license is requested successfully, please notice the following automatically happens:

- the registered email address is used as your account for logging into the Appeon website as well as the requested product.
- a trial license for the requested product is assigned to your account.
- the trial license is an online license.
- the trial license appears in the **User Center** for your account on the Appeon website (Click **License Management** in the **User Center** navigation bar, and then click **My Trial Licenses** under the product).

Note that **SnapDevelop** can have two different trial licenses: one for evaluating SnapDevelop installed from the PowerBuilder product bundle and the other for evaluating SnapDevelop installed from the RapidSharp product bundle.

You can view the license information and status in the **User Center**. And once you logged in with the trial license, a **Logout** option will be displayed here, so that manual logout is available whenever needed.

 [Trial License Activation Instructions](#) ([English Version](#)/[Japanese Version](#))

Product Edition	Version	Valid Period	License Type	Enabled	User Status
CloudPro	N/A	05/19/2020~06/18/2020	● Online	Yes	Logged Out

The **User Center** also shows during what period of time the trial license is valid. Please verify a valid trial license appears in your account before attempting to use the trial version.

---

## Note

Once a trial license has expired for a particular product, a new trial cannot be requested for at least 90 days. And once a machine with a particular product is activated with a trial license and once the trial license expires, this machine cannot be activated with a trial license for at least 90 days.

The pause period between two trials is 180 days (not 90 days).

---

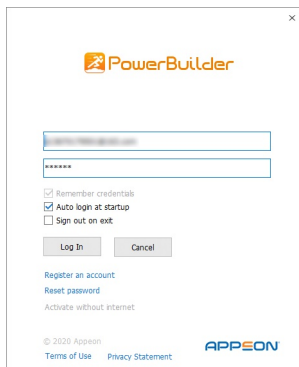
## 2 Activating with the trial license

Install the product by following instructions in the installation guide ([Installation Guide for PowerBuilder](#), [Installation Guide for RapidSharp](#), or [Installation Guide for InfoMaker](#)).

### Follow these steps to log in and activate PowerBuilder IDE or InfoMaker:

PowerBuilder IDE and InfoMaker are activated in the same way. The following takes PowerBuilder IDE as an example.

1. **(Important)** Make sure the computer where the product is installed has Internet access because the trial license is an online license.
2. Start PowerBuilder.
3. Click Switch User on the top right corner of the PowerBuilder IDE until the login page appears.
4. Enter the email address and the password for your account.



5. Click **Log In**. Your account will be validated and the associated license will be activated immediately by the Appeon license server.

---

### If no Internet connection for over 5 days

The local license file will be locked when 1) Internet connection is not detected for over 5 days; and then 2) Internet connection is still not detected when the product is launched. After the license file is locked, if the same account is used to log in to the product again, the message "You are already logged in" appears. If this happens, please go to the Appeon website and log out the problematic account there; and then you will be able to log in and activate the product again using the same account.

One user account cannot log in to the trial version and the paid version at the same time. If the user account has logged in to the trial version, it must be logged out first before it can log in to the paid version. You can log out the user account from the **Account management** page in the product IDE, or ask your license administrator to log out the account from the Appeon website: User Center | My Trial Licenses page.

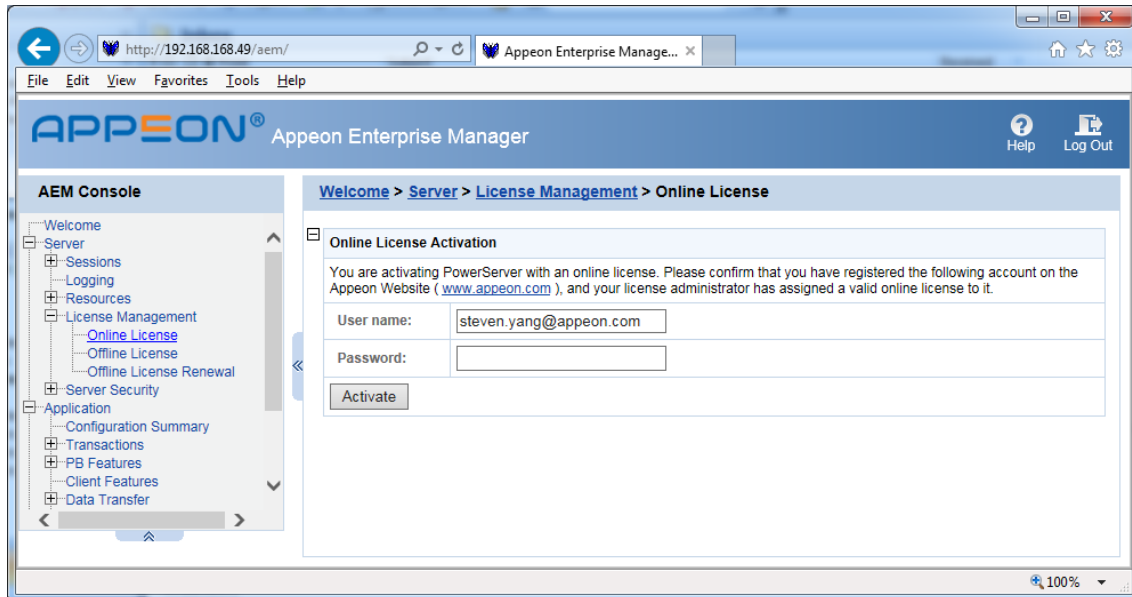
### Follow these steps to log in and activate PowerServer (PB Edition):

If evaluating PowerBuilder's Web/mobile capabilities and the PowerServer Web/Mobile component has been installed, then the user needs to log in to AEM: <http://localhost/aem> from their own machine, log in with admin/admin (unless changed during the installation

process from the default), and then enter the same account as PowerBuilder login account in the **AEM | Server | License Management | Online License** page to activate PowerServer.

DO NOT select the **Offline License** page. It is not for the trial license.

If proxy server is used for Internet connection, make sure to input the proxy server settings in the **AEM | Server | License Management | Internet Connection** page.



### Follow these steps to log in and activate SnapDevelop:

SnapDevelop can be installed from the PowerBuilder product bundle or the RapidSharp product bundle; if you have requested trial licenses for both product bundles, you may find two trial licenses under SnapDevelop on the Appeon website: the one marked with "CloudPro" edition is for evaluating SnapDevelop from the PowerBuilder product bundle, and the one marked with "RapidSharp" edition is for evaluating SnapDevelop from the RapidSharp product bundle.

Launch the SnapDevelop IDE, and then enter the user account to log in and activate SnapDevelop (including .NET DataStore and PowerScript Migrator).

